



Gum Nut Preschool
and Child Care

Monthly news sheet - May



We respectfully acknowledge the Traditional Owners of the land where we learn and play, the Wurundjeri people of the Kulin Nation. We pay respect to their Elders past, present and emerging.

CENTRE CALENDER

May

4th	International Firefighters Day
5th	World Laughter Day
6th - 10th	International Compost Awareness Week
7th	Kinder programs (2025) Info night - 6:30pm
12th	Mother's Day
13th - 19th	National Families Week
17th	Endangered Species Day
26th	National Sorry Day
27th - 3rd	National Reconciliation Week

June

1st- 30th	Pride Month
3rd	Mabo Day
5th	World Environment Day
8th	World Oceans Day
18th - 25th	Water Safety Week
21st	World Music Day
24th- 28th	Insect Week



Centre opening hours.

7:30 AM - 6:00 PM



PH: 9499 4410



office@gumnutpreschool.com.au



gumnutpreschool.com.au

Visit from our local Fire fighters.



We would like to thank James (Gum Nut parent) for organising the visit from Heidelberg Fire station on Friday 26th of April. Unfortunately, it was only a brief visit as they did receive an emergency call not long after they arrived. Possum and Wombats were able to have a walk around the truck and say hello to the firefighters.

The children got to see them respond to the call and get changed into their fire gear, they also heard the sirens!

Children were speculating what the emergency was

“Maybe they have to rescue a cat from a tree.”

“Maybe there's a building on fire.”

Children were inspired to role play fire fighters in the afternoon, using sticks as hoses and mimicking the sound of the siren.



COLD WEATHER

As the weather is getting colder, we kindly ask you to pack warm clothes for your child to ensure they stay comfortable and cozy during outdoor play and activities. Please include items such as jackets, beanies, gum boots and warm socks.

Ensuring that your child is dressed appropriately for the weather will help them enjoy their time outdoors.



MAGPIE ROOM

MOTHER/
SPECIAL
WOMAN'S

DAY

AFTERNOON TEA

**MONDAY 13 MAY, 2024
FROM 2.30PM TO 3.30PM**

AT MAGPIE ROOM, GUM NUT PRESCHOOL AND CHILDCARE

Join us this Mother/Special Woman's Day for a fun afternoon filled with exciting activities for mums or special woman and children!

RSVP on magpieroom_gumnut@outlook.com



LOOSE PARTS FOR PLAY

Loose parts are an open-ended resource that provide infinite opportunities and possibilities for play and creativity.

We are committed to improving the children's play resources and by doing so we are continuing to provide and introduce the use of 'loose parts' into our play spaces. Loose parts are materials that children can move, manipulate, control, combine and change throughout their play. They enable children to experiment without a pre-determined outcome or 'right' way to do things.

We want to add more items to our collection, please see our list below, if you have any items you would like to donate, please bring them in.

Please ensure all items are safe for children to handle

Old milk crates
Keyboards / phones/ mouse
PVC pipes
Traffic cones
Cable drums
Small tarps
Wooden logs
Ropes
Baskets

Small cardboard boxes
Natural items
Plastic bottles
Bottle caps
Glass jars
Buttons
Materials / towels
Cardboard tubes
Dress ups / hard hats etc.

Anything else you think would be valuable to children's play



5 tips to keep your family safe online



Parents and carers can use a combination of strategies to help young people build their digital technology skills and have safer experiences online.

1. Start the chat

Get into the habit of talking about online safety as a family, so your child feels comfortable coming to you if they ever need help working out an issue. It's never too early to introduce [good online habits](#) such as respect, empathy, critical thinking, responsible behaviour and resilience. As your child grows older, eSafety's advice about [hard to have conversations](#) will help with some of the tricky topics like sending nudes, online pornography and contact from sexual predators.

2. Create a family technology agreement

Creating a Family Technology Agreement can help you and your kids decide together when and how digital technology will be used at home. As a family, brainstorm easy-to-follow rules and display them where everyone will see them. Your agreement could cover things like: time limits, apps your kids are allowed to use and online behaviour. Families with younger children can [download](#) a template to guide the conversation.

3. Set up parental controls

Parental controls let you monitor and limit what your child sees and does online. It's best to use them in combination with the other online safety strategies listed here. [Taming the technology](#) can help you understand your options. Grab a device and get started with our guides to setting up parental controls on [devices and accounts](#) or in [social media, games and apps](#).

4. Choose games and other apps carefully

Use eSafety's [App checklist for parents](#) to think about the positives and negatives when your child asks to download a new game or other app. The checklist covers things like age ratings, managing privacy settings and reporting abuse in-app. You can also use [The eSafety guide](#) to check and set up safety features with your child.

5. Use digital technology together

Exploring or playing on devices or online with your child can be a positive experience that promotes learning and development. Ask questions, be curious and get involved. To learn more, read our blogpost [How to encourage good screen practices for your child](#).

Swoosh, Glide and Rule Number 5

Sharing stories is a much-loved experience of childhood.

e-Safety's online safety picture book Swoosh, Glide and Rule Number 5 tells the adventures of a fun family sleepover for Swoosh and Glide with their sugar glider cousins. The picture book shares some of the common technology experiences of children, shows what to do when something unexpected happens on a screen and highlights safe online practices for the whole family.

Swoosh, Glide and Rule Number 5 makes it easy to start the chat about online safety with young children!




Read the story

Read the Swoosh, Glide and Rule Number 5 picture book online or download it to your device. Watch the story time video read by Jimmy Rees and an Auslan interpreter..

[READ NOW](#)

My Family Rules



[PLAY THE SONG](#)

The Swoosh and Glide picture book includes an original song, My Family Rules, created for eSafety by Australian children's entertainer Lah-Lah. It's a great way to reinforce the four key online safety messages for young children: Be safe, Be kind, Ask for help and make good choices.

Get young children singing about online safety now!

Sing along to the music video performed by Lah-Lah and Buzz the Bandleader - now in Auslan too! You can also download and play the soundtrack and sheet music.

Family Input



At Gum Nut we believe in working together and recognise the value of family input. It allows us to foster a sense of belonging for both parents and child. When this collaboration happens, it strengthens the child's identity and enhances their learning.

The Early Years Learning Framework (EYLF) states, “Educators’ practices and the relationships they form with children and families have a significant effect on children’s involvements and success in learning. Children thrive when families and educators work together in partnership to support young children’s learning.”

All of our programs invite parents to participate; you could share an interest or skill, teach a new song, play an instrument or share a cooking activity.

TESTIMONIALS

We have recently updated our website and would love to share your families experiences / time at Gum Nut Preschool and Childcare.

If you would like to contribute, please email your feedback through to our office:
office@gumnutpreschool.com.au

Thank you in advance.

www.gumnutpreschool.com.au



Starting primary school?

Starting school is an exciting time for children, parents and carers.

The first year of primary school is called Foundation or Prep.

To enrol in a Victorian government primary school, follow these steps the year before your child starts school.

Before filling out an application

Read about when and how to enrol on our website



Make sure your child is the right age to start school



Find your local school and other nearby government schools at findmyschool.vic.gov.au



Contact primary schools to book a tour, visit or for further information



Applying for Foundation enrolment


Get an application form from the primary school



Gather the required documents



Submit everything to the primary school by the due date (last Friday in July)



Wait for the school to contact you (first 2 weeks of August)



You can find out more, and access translated resources, at:

Enrolling in Foundation (Prep) | Victorian Government



Department of Education



Centre private Facebook groups:

Please join your child's room private Facebook group, this is where educators share information about the program and for you to connect with other families.

Possum Room



Wombat Room



Koala Room




Magpie Room




Kinder Room



Community



Gum Nut Preschool
and Child Care





FUNDED KINDER 2025


Don't miss this opportunity to learn about our amazing Kinder programs and how we can support your child's early education journey!

3 & 4 year old Information Night

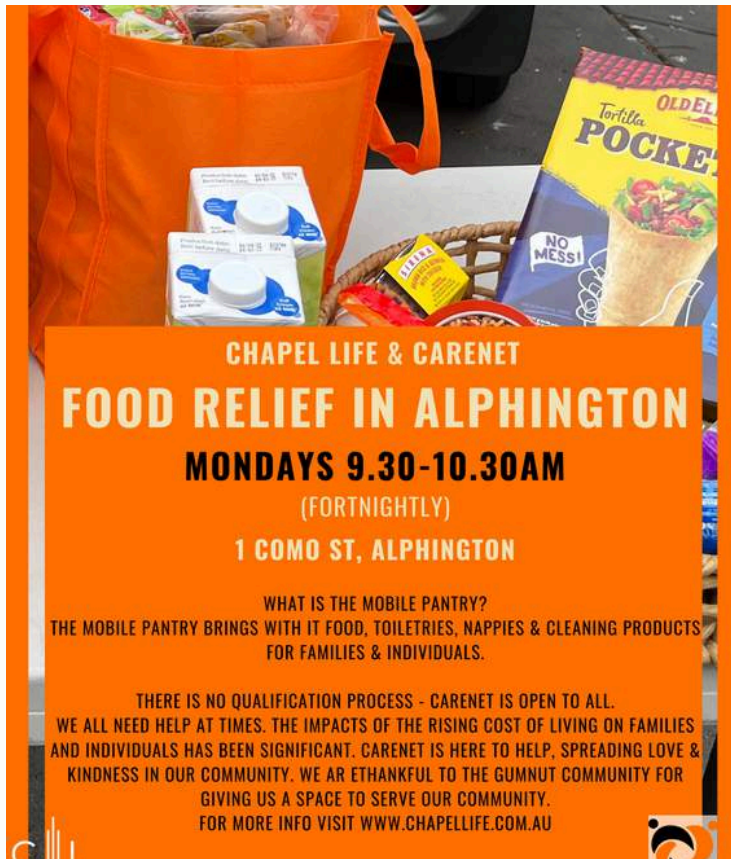
TUESDAY 7TH MAY
TIME: 6:30pm

Come meet the team and see the Kinder Environment.

1 Como Street, Alphington
office@gumnutpreschool.com.au 
www.gumnutpreschool.com.au 



General housekeeping



IMPORTANT INFORMATION

Please keep the following information up to date:

- Address, phone number, email.
- Dietary requirements, medication and action plan for your child.
- Immunisation history

EMAILS

Just a friendly reminder that room emails are used for planning purposes only.

For everything else please email the office directly via

office@gumnutpreschool.com.au

GOOGLE REVIEW

We hope your experience with us has been positive and enriching. Would you mind taking a few moments to share your thoughts on Google?

Your feedback helps us improve and lets others know about the quality of care we provide.

We appreciate your feedback!

office@gumnutpreschool.com.au